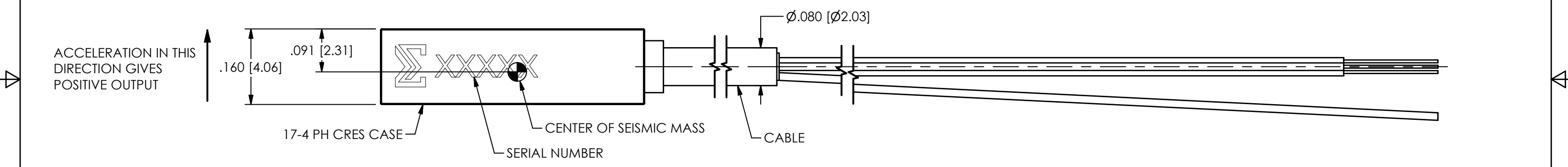
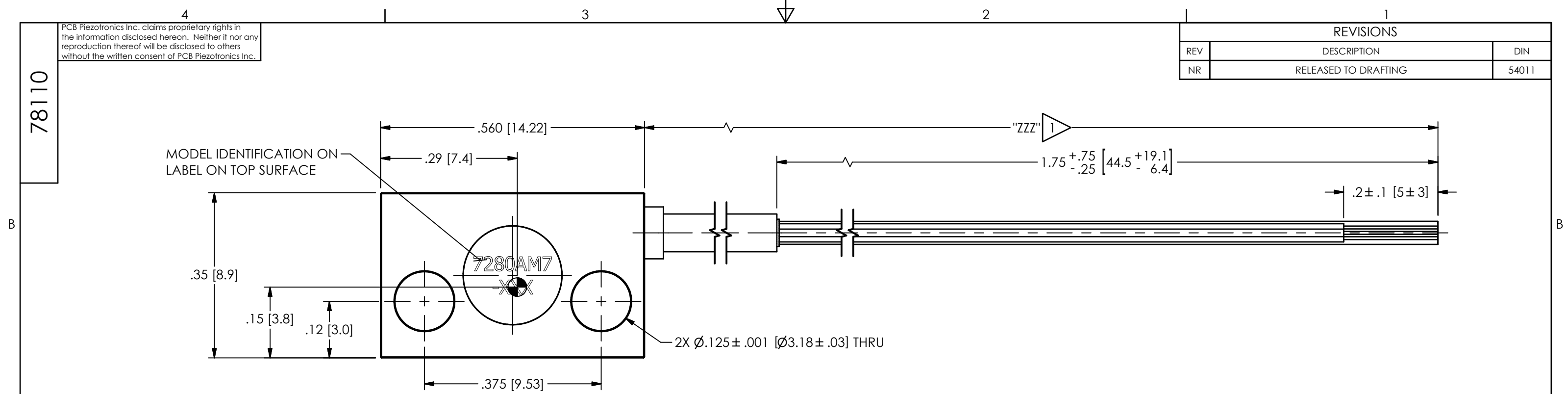


78110

PCB Piezotronics Inc. claims proprietary rights in the information disclosed hereon. Neither it nor any reproduction thereof will be disclosed to others without the written consent of PCB Piezotronics Inc.

REVISIONS		
REV	DESCRIPTION	DIN
NR	RELEASED TO DRAFTING	54011



1 7280A M7 - XXX - YY - ZZZ

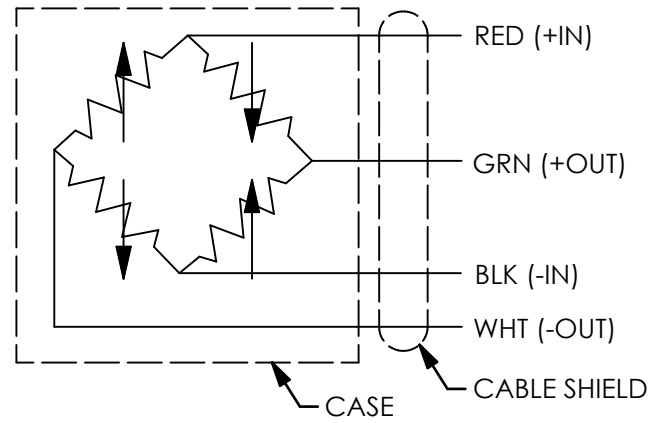
CABLE LENGTH IN INCHES (OMIT FOR DEFAULT LENGTH OF 48 INCHES).
 FOR LENGTHS ≤ 10ft SPECIFY IN 1ft INCREMENTS (60", 72"....120")
 FOR LENGTHS ≤ 10ft SPECIFY IN 5ft INCREMENTS (180", 240"....)

EXCITATION VOLTAGE (OMIT FOR DEFAULT VOLTAGE OF 10 VDC)
 EXAMPLE: 7280AM7-20K-2.5-ZZZ HAS AN EXCITATION VOLTAGE OF 2.5 VDC

RANGE
 -2K
 -20K
 -60K

MODIFIER

BASE MODEL NUMBER



UNLESS OTHERWISE SPECIFIED TOLERANCES ARE:	
DIMENSIONS IN INCHES DECIMALS XX ±.03 XXX ±.010 ANGLES ± 2 DEGREES	DIMENSIONS IN MILLIMETERS [IN BRACKETS] DECIMALS X ± 0.8 XX ± 0.25 ANGLES ± 2 DEGREES
CABLE TOLERANCES IN ENGLISH 1" ≤ LENGTH < 1' = +1"/ - 0 1' ≤ LENGTH < 5' = +2"/ - 0 5' ≤ LENGTH < 100' = +6"/ - 0 100' ≤ LENGTH = +1' / - 0	CABLE TOLERANCES IN METRIC 2.54cm ≤ LENGTH < 30.5cm = +2.54cm / - 0 30.5cm ≤ LENGTH < 1.5m = +5.1cm / - 0 1.5m ≤ LENGTH < 30.5m = +15.2cm / - 0 30.5m ≤ LENGTH = +30.5cm / - 0
FILLETS AND RADII .003 - .005	FILLETS AND RADII 0.07 - 0.13

DRAWN	CHECKED	ENGINEER
JJF 7/10/23	JJF 7/10/23	JKN 7/10/23
TITLE OUTLINE DRAWING 7280AM7 SERIES ACCELEROMETER		

PCB PIEZOTRONICS
 AN AMPHENOL COMPANY
 3425 WALDEN AVE. DEPEW, NY 14043
 (716) 684-0001 E-MAIL: sales@pcb.com

CODE IDENT. NO. 52681
 DWG. NO. 78110

SCALE: 5X SHEET 1 OF 1